



VW AIR-COOLED BEETLE FENDER IDENTIFICATION CHART: HOW TO IDENTIFY THE RIGHT FENDER FOR YOUR YEAR

HORN GRILLES

SLANTED HEADLIGHT BUCKET
1958–Early 1966



FRONT RIGHT
OEM# 111-821-022 D
MAM# 384-685

FRONT LEFT
OEM# 111-821-021 D
MAM# 384-686

VERTICAL HEADLIGHT BUCKET
Late 1966–1967



FRONT RIGHT
OEM# 111-821-022 M
MAM# 384-687

FRONT LEFT
OEM# 111-821-021 M
MAM# 384-688

Tech Note: When you order a fender, it is very important to use our handy fender chart. It is very common to have a Beetle of one year with front fenders from an earlier or later model. It is also common to have different years of fenders on both the front and rear of your VW Beetle. This will save you both time and money if you are not 100% sure what year of fender is installed on your Bug.

ORIGINAL STYLE SLOTTED BUMPER BRACKET HOLE

STRAIGHT LOWER FRONT
1968–1973 Standard Beetle



FRONT RIGHT
OEM# 111-821-022 M
MAM# 384-689

FRONT LEFT
OEM# 111-821-021 M
MAM# 384-690

CURVED LOWER FRONT
1971–1973 Super Beetle

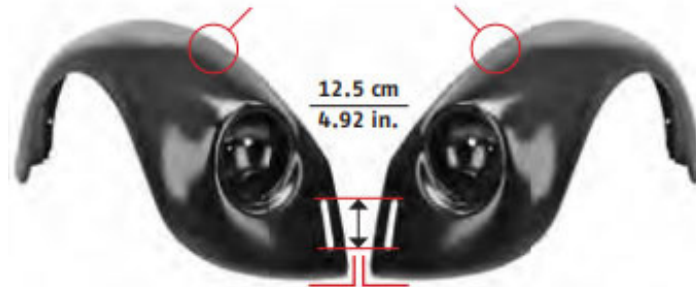


FRONT RIGHT
OEM# 111-821-022 P
MAM# 384-677

FRONT LEFT
OEM# 111-821-021 P
MAM# 384-678

MEXICAN STYLE SLOTTED BUMPER BRACKET HOLE

STRAIGHT LOWER FRONT
1968-1973 Mexican Style Standard Beetle
Does Not Have Cutout For Turn Signals



FRONT RIGHT
OEM# 111-821-022 Q
MAM# 390-812

FRONT LEFT
OEM# 111-821-021 Q
MAM# 390-811

TRIANGLE SLOTTED BUMPER BRACKET HOLE

STRAIGHT LOWER FRONT
1974-1977 Standard Beetle



FRONT RIGHT
OEM# 111-821-022 P
MAM# 384-691

FRONT LEFT
OEM# 111-821-021 P
MAM# 384-692

CURVED LOWER FRONT
1974-1979 Super Beetle

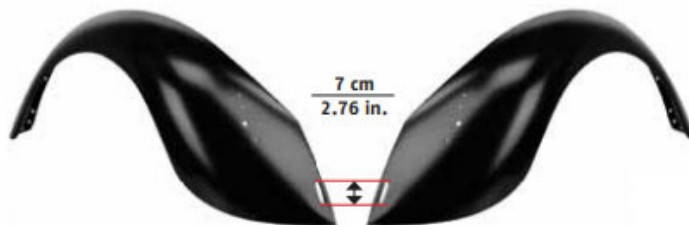


FRONT RIGHT
OEM# 111-821-022
MAM# 384-679

FRONT LEFT
OEM# 111-821-021
MAM# 384-680

SMALL TAILLIGHT HOLES

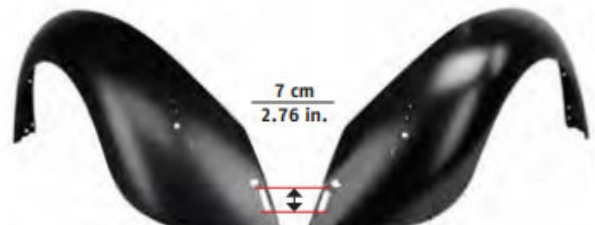
WITHOUT BUMPER OVERRIDER HOLES
1949-1967



REAR LEFT
OEM# 9510511
MAM# 378-499

REAR RIGHT
OEM# 9510512
MAM# 378-502

WITH BUMPER OVERRIDER HOLES
1958-1967



REAR LEFT
OEM# 111-821-305 Q
MAM# 384-693

REAR RIGHT
OEM# 111-821-306 Q
MAM# 384-694

**LONG BUMPER BRACKET SLOT
1968-1972**



REAR LEFT
OEM# 111-821-305 L
MAM# 384-696

REAR RIGHT
OEM# 111-821-306 L
LMAM# 384-695

Tech Note: Standard and Super Beetles share the same rear fenders. When you order a fender, it is very important to use our handy fender chart. It is very common to have a Beetle of one year with front fenders from an earlier or later model. It is also common to have different years of fenders on both the front and rear of your VW Beetle. This will save you both time and money if you are not 100% sure what year of fender is installed on your Bug.

LARGE TAILLIGHT HOLES

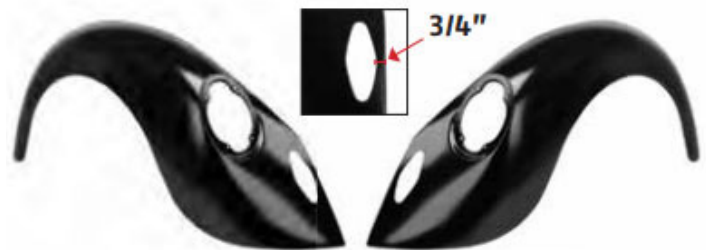
**LONG BUMPER BRACKET SLOT
1973 ONLY**



REAR LEFT
OEM# 111-821-305 M
MAM# 384-698

REAR RIGHT
OEM# 111-821-306 M
MMAM# 384-697

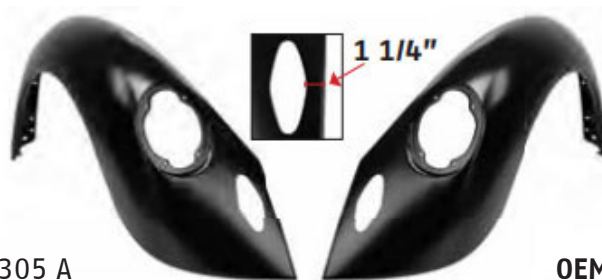
**DIAMOND HOLE 3/4" FROM EDGE
1974 ONLY**



REAR LEFT
OEM# 133-821-305
MAM# 384-682

REAR RIGHT
OEM# 133-821-306
MAM# 384-681

**DIAMOND HOLD 1 1/4" FROM EDGE
1975-1979**



REAR LEFT
OEM# 111-821-305 A
MAM# 384-684

REAR RIGHT
OEM# 111-821-306 A
MAM# 384-683

Please Note: Our Volkswagen Sheet Metal parts are quality replacement parts produced by companies worldwide. These parts are delivered to us and then to you using ships, trains, trucks, and local carriers. Scratches in the rust preventative paint (not considered primer) and minor dings are not unusual and can not be prevented. Minor flaws are not considered damaged product. Minor repair may be required.